




CLIMATECHANGEMAKERS.SCOT

INVESTIGATE

MISSION 2

WELCOME BACK!

We hope you have enjoyed your investigation so far. When we were investigating climate change for the Climate Assembly, we met with experts who told us all about what climate change is, and the impact it is having across the world.




You can watch this [short film](#) to see what we learned about.

In your next mission, you will explore what climate change is, what impact it is having on our natural world, and what this means for people too. Along the way, you will start to think about what changes you might see, or already have seen, in the area around you. This will help you in Mission 3, when you will start to create your own Calls to Action.

Good luck!

Children's Parliament





MISSION 2: CHECKLIST

In this mission, you will explore what climate change is, what impact it is having on our natural world, and what this means for people too. Along the way, you will think about what changes you might see, or already have seen, in the area where you live.

This will help you in Mission 3, when you will begin to create Calls to Action!

☐ WHAT IS CLIMATE CHANGE?

So, what is climate change and what is it doing to our planet? Climate change (also sometimes called global warming) is the process of our planet heating up. We found this animation really helpful, so we hope you do too:

[Climate change \(according to a kid\)](#)

Our climate is changing fast. Some places are getting unusually hot while others are getting unusually cold. Because this is happening over time, it can be tricky to notice the changes. To help us understand the changes, musicians turned the temperature recordings made since 1881 into a piece of music. Have a 'listen' to the climate changes happening:

[The sound of climate change from the Amazon to the Arctic](#)

☐ EXPLORE OUR CHANGING PLANET

Many people around the world are noticing that climate change is impacting where they live. Using Google Earth's timelapse, investigate the changes that are happening to our planet:

[Google Earth Engine Timelapse](#)

Choosing two or three of the places listed in the timelapse, think about the following questions:

- What changes can you see happening here?
- Why might these changes be happening?
- What impact might these changes have on the environment and on people's lives?

Next, type in the name of your hometown in the timelapse using the search box. If you can't find it, have a search for another place in Scotland.

- Have there been any big changes in your community over time?
- What impact do you think these changes might be having on the environment and on people's lives in your community?


☐ INTERVIEW SOMEONE YOU KNOW ABOUT YOUR COMMUNITY

To understand how climate change impacts your community, it's important to hear from people who live there. In this mission we've shared some ideas and top tips for interviewing someone you know. We can't wait to hear what you find out!

☐ DESIGN A COMMUNITY MAP

In this mission, you can find out how to create your very own map of your community. Bring your map to life with colour, images and ideas to show the impact climate change can have in your community and what your community is doing to make things better for the environment.

☐ MISSION COMPLETE





CLIMATE CHANGEMAKER INTERVIEW

WITH HELP FROM AN ADULT AT HOME OR SCHOOL:

FIND SOMEONE TO INTERVIEW.

This could be someone at home, in school or in your community. As you'll be talking about changes in the community, it might be a good idea to speak to someone who has lived there for some time.

EXPLAIN WHY YOU WOULD LIKE TO INTERVIEW THEM.

Remember to let them know that you are a Member of Children's Parliament and your role as a Climate Changemaker. It's really important to make sure you get permission from the person you are interviewing. This means explaining why you want to speak to them and making sure they are happy to take part.

ARRANGE A GOOD TIME FOR YOU TO TALK.

This could be in-person or maybe on the phone.

WHAT YOU WILL NEED:

Pen

Interview questions (in this mission!)

Top tip: It's nice to make eye contact with the person you are speaking with, so they know you are listening. A smile also helps to make them feel comfortable!



Hear what the Members of Children's Parliament discovered in their Climate Assembly interviews in [this short film \(bit.ly/2XB7stj\)](https://bit.ly/2XB7stj).

INTERVIEW QUESTIONS

1. DO YOU THINK CLIMATE CHANGE HAS AN IMPACT ON OUR COMMUNITY AND THE PEOPLE WHO LIVE HERE? WHY?
2. WHAT ARE YOU DOING TO TACKLE CLIMATE CHANGE?
3. WHAT ARE WE AS A COMMUNITY ALREADY DOING WELL TO TACKLE CLIMATE CHANGE?
4. WHAT ELSE COULD WE DO TO TACKLE CLIMATE CHANGE?
5. WHO COULD HELP YOU TO TACKLE CLIMATE CHANGE IN OUR COMMUNITY?
6. THINKING ABOUT TACKLING CLIMATE CHANGE, WHAT IS YOUR DREAM VISION FOR OUR COMMUNITY?

Now it's time for your own questions!
What else would you like to know?
Once you finished your interview,
thank the person for their time.





COMMUNITY MAP

This activity is about your community, the place you live in and its connection to climate change

YOU WILL NEED:



Glue sticks



Collage Material



Colouring pens



Large sheet of paper



Star stickers



Scissors



Duration:

This activity might take you about 60-90 minutes in total. You can plan a break in between or do it in multiple sessions.

STEP 1 – OUR COMMUNITY

Using your large sheet of paper, begin by drawing a sketch of the area where you live. You might like to imagine you're flying above it and drawing an outline of what you can see below. You might like to use an existing paper or online map of your area to help you. Next, using colouring pens, collage materials, glue scissors, bring your map to life! Here are some questions to help you:

- What does your community look like?
- Which places are important to children and adults in your community and why?
- What is unique or special about your community?

STEP 2 – IMPACT OF CLIMATE CHANGE

Next, write your thoughts to the following questions onto your map:

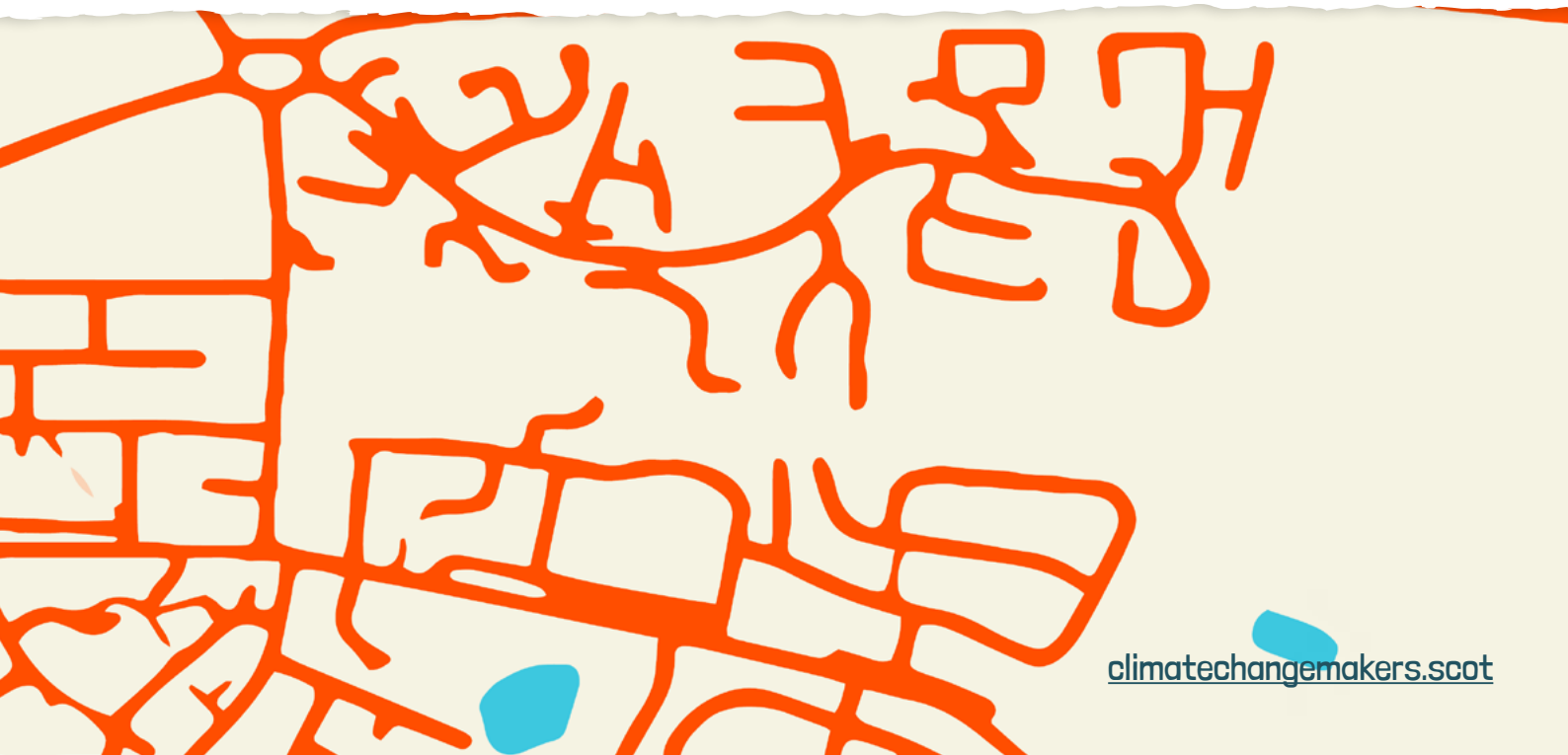
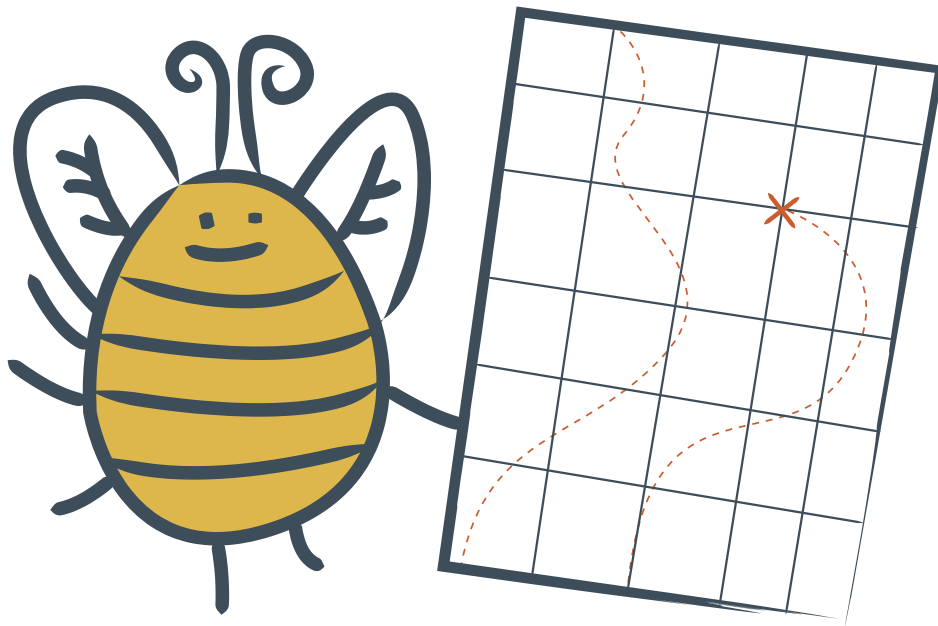
- What causes climate change in your community?
- What impact does climate change have on your community?
- How does it affect people and the environment around you? How do you know that?

Using the star stickers or shapes, mark spots on the map to show examples of the good things that are happening in your community already to reduce the impact of climate change.

STEP 3 – CHANGING AND ADAPTING

We want to know what you think your community could do better or more of to tackle climate change.

- Do you feel your community is doing enough to tackle climate change?
 - What could you and people in your community do more of to tackle climate change?
 - What do decision-makers need to do to help people in your community make these changes?
-



VISION FOR THE FUTURE

In this second mission, you have found out about what climate change is and the impact it is already having on communities in Scotland. In the space below, or using your investigation diary, **draw a picture** or **write a story** about your **vision for the future**. You might like to think about the following questions:

- What kind of Scotland do you want to grow up in?
- What changes would you and other people in your community like to see where you live and across Scotland?
- What needs to happen to make sure every child can grow up happy, healthy and safe in Scotland?

